



N-3969

Third Year B. H. M. S. Examination

July - 2021

Surgery & Homoeopathic Therapeutics : Paper - II
(New Course)

Time : 3 Hours]

[Total Marks : 100

Instruction :

नीचे दशादिषु निशान्दीकरण विगतो उत्तरवही पर अवश्य कर्तव्य।
Fillup strictly the details of signs on your answer book.

Name of the Examination :
Third Year B. H. M. S.

Name of the Subject :
Surgery & Homoeopathic Therapeutics : Paper - II (New)

Subject Code No. : 3 9 6 9 Section No. (1, 2, ...): 1&2

Seat No. :

Student's Signature

SECTION - I

- 1 What is prostate ? Describe etiology, clinical features, special investigation and treatment of BHP. 15
- OR
- 1 Define peptic ulcer. Write down etiology, pathology, clinical features and management of same. 15
- 2 Describe epistaxis in detail. Describe corneal ulcer in detail. 15
- OR
- 2 Write in short : 8
 - (1) Nasal Polyp. 7
 - (2) Discuss senile cataract in detail.
- 3 Write short notes (1st compulsory and attempt any two out of four) 15
 - (1) Gingivitis.
 - (2) Toxic goiter.
 - (3) Varicose vein.
 - (4) Fracture of clavicle.
 - (5) Erb's paralysis.
- 4 Answer in short : 5
 - (1) Define adenoids.
 - (2) What is the meaning of DNS ?

[Contd...

- (3) What is the distance between person and Snellen's chart for measurement of visual acuity.
- (4) Astigmatism means _____.
- (5) Oedema of conjunctiva known as _____.

SECTION - II

- 1 Give indications of Arsenicum album, Nux Vomica, Kali Bichromicum, Petroleum and Anacardium in Peptic ulcer. 15

OR

- 1 Give indications of Berberis Vulgaris, Sarsaparilla, Apis Mellifica, Mag Phos and Cantharis in renal stone. 15


- 2 Describe indications of Pulsatilla and Merc Sol in Sinusitis. 15
Give indications of Belladonna and Hepar Sulph in conjunctivitis.

OR

- 2 Write in short : 15
- (1) Tonsillitis: Baryta Carb and Lac can. 8
 - (2) Glaucoma: Phosphorus and Spigelia. 7
- 3 Write Short Notes : (1st compulsory and attempt any two out of four) 15

- (1) Chamomilla in Toothache.
- (2) Iodum in Goiter.
- (3) Aloe socotrina in Piles.
- (4) Chelidonium in Gallstones.
- (5) Rhododendron in Orchitis.

- 4 Give the name of medicine : 5
- (1) Painful Swelling behind ear (mastoid), extremely sore and sensitive to touch. Persons with light hair, blue eyes, nervous but stout and plenthoric habit.
 - (2) Violent, fluent coryza, lasting from one to three days, then changing into stoppage of nose, making breathing difficult. Discharge thin and watery, like raw white of egg.
 - (3) Glaucoma: paresis of accommodation; astigmatism. Spasm of ciliary muscle, with irritability after using eyes. Increasing myopia.
 - (4) Thick, profuse, yellow, bland discharge. Itching and burning in eyes. Lids inflamed, agglutinated. Worse from heat, better by open air.
 - (5) Strumous phlyncutenular keratitis. Subcutaneous palpebral cyst. A powerful tissue remedy for hard, stony glands, varicose and enlarge veins, and malnutrition of bones.



35

RAN-3969

IIIrd Year B.H.M.S. Examination

December - 2020

Surgery and Homoeopathic Therapeutics : Paper - II
(New Course)

सूचना : / Instructions

नीचे दृष्टविव निशानीवाणी विगतो उत्तरवही पर अवश्य लખवी.
Fill up strictly the details of signs on your answer book

Name of the Examination:

IIIrd Year B.H.M.S.

Name of the Subject :

Surgery and Homoeopathic Therapeutics : Paper - II (New Course)

Subject Code No.: 3 9 6 9

Seat No.:

--	--	--	--	--	--

Student's Signature

Section - I

Q.1. Describe etiology, types, clinical features, differential diagnosis and complications of Cholelithiasis. (15)

OR

Q.1. Describe etiology, clinical features, special investigations and treatment of Hydronephrosis. (15)

Q.2. Write in brief about etiology and clinical features of chronic suppurative otitis media. Discuss differential diagnosis of Red eye. (15)

OR

Q.2. **Write in short :**

- (i) Tinnitus (08)
(ii) Differentiate myopia and hypermetropia (07)

Q.3. **Write short notes :** (1st compulsory and attempt any two out of four) (15)

- (1) Dental cyst
(2) Thyrotoxicosis
(3) Mastitis.
(4) Lymphadenitis
(5) Colles' fracture

36 Q.4. **Answer in short.**

(05)

- (1) Menieres disease is characterized by triad of symptoms consisting of tinnitus, deafness and _____.
- (2) Noise during respiration produced due to obstruction to the passage of air into or out from the lower respiratory tract is called as _____.
- (3) Opacity of lens is termed as _____.
- (4) Amblyopia means _____.
- (5) What is the meaning of glaucomatous pannus?

Section - II

Q.1. Give indication of Bryonia, Belladonna and Nux vomica for acute appendicitis. (15)

OR

Q.1. Give indication of Rhustox, Ledam pal and Calc carb for osteoarthritis. (15)

Q.2. Describe indication of Phosphorous and Argenticum nitricum for hoarseness of voice. Give indication of Pulsatilla and Belladonna for conjunctivitis. (15)

OR

Q.2. **Write in short:**


- (i) Hepar sulph and Merc sol for otitis media. (08)
- (ii) Phosphorous and Euphrasia for cataract. (07)

Q.3. **Write short note:** (1st is compulsory and attempt any two out of four) (15)

- (a) Kreosote in Dental carries
- (b) Conium in Ca. breast
- (c) Plumbum met in Intussusception
- (d) Rhododendron in Orchitis
- (e) Muratic acid in Piles

Q.4. **Answer in one word.** (Mention name of medicine) (05)

- (a) Nosebleed: When washing the face and hands in the morning, from left nostril; after eating.
- (b) Mumps, diphtheria, tonsillitis with profuse offensive saliva; tongue large, flabby with imprint of teeth; mapped tongue.
- (c) Thick, profuse, yellow, bland discharge. Itching and burning in eyes. Lids inflamed, agglutinated. Worse from heat, better by open air.
- (d) Amblyopia or asthenopia from over-exertion of eye or anomalies of refraction; from overuse in bad light; fine sewing, over-reading at night.
- (e) Cataract. Sensation as if everything were covered with a mist or veil, or dust, or something pulled tightly over eyes. Patient sees better by shading eyes with hand.



RAN-3969-S

Third Year B.H.M.S. Examination

March / April - 2019

SURGERY, E.N.T. & DENTAL :PAPER-II

सूचना : / Instructions

नीचे दृशविले निशानीवाणी विगतो उत्तरवही पर अवश्य लभवी.
Fill up strictly the details of signs on your answer book

Name of the Examination:

Third Year B.H.M.S.

Name of the Subject :

SURGERY, E.N.T. & DENTAL :PAPER-II

Subject Code No.: 3 9 6 9 - S

Seat No.:

--	--	--	--	--	--

Student's Signature

Section -I

1. Describe in detail about Gastric ulcer and duodenal ulcer. 15
 2. Describe in detail about hepatomegaly and splenomegaly. 15
- OR
2. Write etiopathology, clinical features and TNM classification of carcinoma of breast with its surgical management. 15
 3. Write short notes(any four) 20
 - a) Clinical features of intestinal obstruction
 - b) Glasgow coma scale
 - c) Cleft palate
 - d) Haematuria
 - e) Oesophageal varices
 - f) Thyrotoxicosis


[P.T.O.]

[1]

RAN-3969-S]

Section -II

1. Describe DNS in detail. 15
 2. Define fracture. Classify it describe Colles' fracture in detail. 15
- OR**
2. Describe tonsillitis in detail with indication of tonsillectomy. 15
 3. Write short notes(any four) 20
 - a) Sinusitis
 - b) Tennis elbow
 - c) Osteomyelitis
 - d) Denture
 - e) Hoarseness of voice
 - f) Impacted tooth
-



ND-2107000103010002

Third Year B. H. M. S. Examination

January - 2022

Surgery and Homoeopathic Therapeutics : Paper-II

Time : 3 Hours]

[Total Marks : 100

Instruction :

नीचे दृशवित्त निशानीवाणी विगतो उत्तरवही पर अवश्य लखवी.
Fillup strictly the details of signs on your answer book.

Name of the Examination :
Third Year B. H. M. S.

Name of the Subject :
Surgery and Homoeopathic Therapeutics : Paper-II

Subject Code No. : 2 1 0 7 0 0 0 1 0 3 0 1 0 0 0 2
Section No. (1, 2,.....) : 1&2

Seat No. :
[] [] [] [] [] []

Student's Signature

SECTION-I

- 1 Describe etiology, clinical features, investigation, complication and management of Acute appendicitis. 15

OR

- 1 Define fracture. Write its types and how will you manage a case of supracondylar fracture of humerus. 15

- 2 Describe adenoids in detail. 15
Write in detail about wide angle glaucoma.

OR

- 2 Write in short
(i) Describe in detail about cause, signs and symptoms and management of frontal sinusitis. 8
(ii) Differentiate Styte & Chalazion. 7

ND-2107000103010002]

1

[Contd...

- 3 Write short note
(1st compulsory and attempt any two out of four)
- (a) Impacted tooth
 - (b) Breast abscess
 - (c) Causes of haematuria
 - (d) Glasgow Coma Scale
 - (e) Empyema thoracic

5

- 4 Answer in one word or one line.
- (1) What is the meaning of PTA?
 - (2) What is the meaning of trachomatous pannus?
 - (3) Define "D".
 - (4) Explain 6/36 vision.
 - (5) In tuning fork test usually the tuning fork having frequency of _____ cycles/second is used.

SECTION-II

- 1 Give indications of Nux Vomica, Capsicum, Muriatic acid, Aloe socotrina and Sulphur for haemorrhoids. 15

OR

- 1 Write down the indication of following drugs for the renal stones 15
- (i) Sarsaparilla
 - (ii) Berberis Vulgaris
 - (iii) Cantharis
 - (iv) Apis mel
 - (v) Calcarea carb

- 2 Describe indication of Conium & Gelsemium for vertigo. 15
Give indication of Staphysagria and Belladonna for sty.

OR

- 2 Write in short:
- (i) Hepar sulph & Baryta carb for quinsy. 8
 - (ii) Merc sol & Argenticum for conjunctivitis. 7

3 Write short notes (1st compulsory and attempt any two out of four) 15

- (a) Coffea Cruda - Toothache.
- (b) Phytolaaca - Breast disease
- (c) Phosphorus - Bone disorder
- (d) Iodum - Glands
- (e) Nat sulph - Head injury

4 Write answer in one word or one sentence. 5

- (1) Vicarious menstruation; nosebleed when menses should appear, blood spitting or haemoptysis. Mucous membrane are all dry.
- (2) Polypi; swelling at root of nose. Takes cold at every change of weather. Fat, fair, flabby and perspiring and cold, damp and sour.
- (3) Intolerable pressive pain in eyeballs; could not turn the eyes without turning the whole body; worse especially on making false step. Sensation as if eyes were too large for the orbits.
- (4) Throbbing pain deep in eyes, Pupils dilated. Heat, redness, throbbing and burning are prominent.
- (5) Profuse, burning, acrid discharge. Floating black spots. After exposure to glare of fire; foundrymen. Parenchymatous keratitis of syphilitic origin with burning pain.

Handwritten signature and scribbles

3 Write short notes (1st compulsory and attempt any two out of four) 15

- (a) Coffea Cruda - Toothache.
- (b) Phytolaaca - Breast disease
- (c) Phosphorus - Bone disorder
- (d) Iodum - Glands
- (e) Nat sulph - Head injury

4 Write answer in one word or one sentence. 5

- (1) Vicarious menstruation; nosebleed when menses should appear; blood spitting or haemoptysis. Mucous membrane are all dry.
 - (2) Polypi; swelling at root of nose. Takes cold at every change of weather. Fat, fair, flabby and perspiring and cold, damp and sour.
 - (3) Intolerable pressive pain in eyeballs; could not turn the eyes without turning the whole body; worse especially on making false step. Sensation as if eyes were too large for the orbits.
 - (4) Throbbing pain deep in eyes, Pupils dilated. Heat, redness, throbbing and burning are prominent.
 - (5) Profuse, burning, acrid discharge. Floating black spots. After exposure to glare of fire; foundrymen. Parenchymatous keratitis of syphilitic origin with burning pain.
-

Handwritten signature and date:
17/1/22